










































MCS Cubic Yard Reference Chart

Debris Removal Methods			
Dumpster 5 yard	Dumpster 10 yard	Dumpster 20 yard	Dumpster 30 yard
			
8 squares of shingles 5.5 squares of shingles/felt/decking 2,400 SF of 5/8" drywall 2,900 SF of carpet or pad 1,400 SF of carpet and pad	15 squares of shingles 11.5 squares of shingles/felt/decking 5,000 SF of 5/8" drywall 6,000 SF of carpet or pad 3,000 SF of carpet and pad	32 squares of shingles 24 squares of shingles/felt/decking 9,500 SF of 5/8" drywall 12,500 SF of carpet or pad 6,200 SF of carpet and pad	48 squares of shingles 36 squares of shingles/felt/decking 15,000 SF of 5/8" drywall 18,500 SF of carpet or pad 9,400 SF of carpet and pad
Dumpster 40 yard	Trailer 6 (L) x 4 (W) x 4 (H) = 3.56 CYD	Trailer 10 (L) x 5 (W) x 29" (H) = 4.47 CYD	Trailer 12 (L) x 5 (W) x 29" (H) = 5.37 CYD
			
63 squares of shingles 49 squares of shingles/felt/decking 20,000 SF of 5/8" drywall 24,500 SF of carpet or pad 12,700 SF of carpet and pad	5 squares of shingles 4 squares of shingles/felt/decking 1,600 SF of 5/8" drywall 2,000 SF of carpet or pad	7 squares of shingles 5 squares of shingles/felt/decking 2,100 SF of 5/8" drywall 2,600 SF of carpet or pad	8 squares of shingles 6 squares of shingles/felt/decking 2,600 SF of 5/8" drywall 3,200 SF of carpet or pad
U-haul Truck - 10 FT	U-haul Truck - 14 FT	U-haul Truck - 17 FT	U-haul Truck - 20 FT
402 cubic feet = 14.88 cyd	733 cubic feet = 27.15 cyd	865 cubic feet = 32.04 cyd	1,015 cubic feet = 37.59 cyd
			
U-haul Truck - 24 FT	U-haul Truck - 26 FT	U-haul Cargo Van	
1,418 cubic feet = 52.52 cyd	1,611 cubic feet = 59.67 cyd	236 cubic feet = 8.74 cyd	
			




















MCS Cubic Yard Reference Chart

Chevy/GMC Reg/Ext Cab, Std Bed 60.7 cubic ft = 2.25 cyd 	Chevy/GMC Reg/Ext Cab, Long Bed 75.5 cubic ft = 2.79 cyd 	Chevy/GMC Crew Cab, Short Bed 53.2 cubic ft = 1.97 cyd 	Toyota Tacoma 73.5" x 56.7" x 18" = 1.61 cyd 
3 squares of shingles 2.5 squares of shingles/felt/decking 1,000 SF of 5/8" Drywall 1,100 SF of carpet or pad	4 squares of shingles 3 squares of shingles/felt/decking 1,200 SF of 5/8" Drywall 1,400 SF of carpet or pad	2.5 squares of shingles 2 squares of shingles/felt/decking 800 SF of 5/8" Drywall 1,000 SF of carpet or pad	2 squares of shingles 1.5 squares of shingles/felt/decking 700 SF of 5/8" Drywall 800 SF of carpet or pad
Ford Ranger 60" x 60" x 21" = 1.69 cyd 	Ford F-150 Crew Cab 65" x 72" x 22" = 2.2 cyd 	Ford F-150 Short Bed 77" x 72" x 22" = 2.64 cyd 	
2 squares of shingles 1.5 squares of shingles/felt/decking 700 SF of 5/8" Drywall 800 SF of carpet or pad	3 squares of shingles 2.5 squares of shingles/felt/decking 1,000 SF of 5/8" Drywall 1,100 SF of carpet or pad	4 squares of shingles 3 squares of shingles/felt/decking 1,200 SF of 5/8" Drywall 1,400 SF of carpet or pad	
Furniture/Household Items			
2-1/2 Gal Gas Can 13.5" x 8.2" x 12.5" = 0.029 cyd 1 cyd = 33 gas cans 	5 Gal Gas Can 24.5 x 15.5 x 14.5 = 0.117 cyd 1 cyd = 8 gas cans 	1 Gal Paint (10 lbs) 7.14" x 7.89" x 7.14" = 0.009 cyd 1 cyd = 110 paint cans OR 0.55 Tons 	5 Gal Paint (50 lbs) 12" x 16" x 12" = 0.049 cyd 1 cyd = 19 buckets OR 0.475 Tons 
2" x 4" Stud 2" x 4" x 8FT = 0.016 cyd 1 cyd = 60 studs 	Plywood Sheet 3/4 in. x 4 ft. x 8 ft. = 0.074 cyd 1 cyd = 12 sheets 	3-Tab Shingle - 1 SQ 0.615 cyd 1 cyd = 1.6 squares or 160 SF 	Shingles/Felt - 1 SQ 0.634 cyd 1 cyd = 1.5 squares or 150 SF 

MCS Cubic Yard Reference Chart

5/8" Drywall - 1 Sheet 12FT x 4FT x 5/8" = 0.0926 cyd 1 cyd = 480 SF or 10 sheets	R19 Insulation 6.25" x 15" x 39.2 FT = 0.945 1 cyd = 49 SF	Small Box 16" x 12" x 12" = 0.049 cyd 1 cyd = 19 boxes	Medium Box 18" x 18" x 16" = 0.111 cyd 1 cyd = 8 boxes
			
Large Box 18" x 18" x 24" = 0.167 cyd 1 cyd = 5 boxes	Extra Large Box 24" x 18" x 24" = 0.222 cyd 1 cyd = 4 boxes	Truck Tire (Ford F-150) 245/65R17 = 0.28 cyd 1 cyd = 3 tires	30 Gal Trash Bag 1 full bag = 4 cubic feet 1 cyd = 6 full bags
			
20 Gal Trash Can 26.19" x 21.88" x 19.5" = 0.239 cyd 1 cyd = 4 trash cans	32 Gal Trash Can 32.6" x 22" x 24.7" = 0.378 cyd 1 cyd = 2 trash cans	96 Gal Trash Can 43.5" x 29.75" x 36" = 0.998 cyd 1 cyd = 1 trash can	Car Tire (Honda Civic) 215/55R-16 = 0.18 cyd 1 cyd = 5 tires
			
Box of Cereal 16" x 12" x 2" = 0.008 cyd 1 cyd = 110 boxes	Oatmeal Tube/Can 24 ounces = 0.0009 cyd 1 cyd = 1,000 tubes/cans	Can of Soda 12 ounces = 0.0005 cyd 1 cyd = 2,000 cans	2 Liter Bottle of Soda 2 liters = 0.003 1 cyd = 300 bottles
			

MCS Cubic Yard Reference Chart

4 Drawer Tool Chest 26" x 12" x 15.4" = 0.103 cyd 1 cyd = 9 chests	9 Drawer Tool Chest 40.5" x 19.8" x 16" = 0.275 cyd 1 cyd = 3 chests	5 Drawer Tool Cabinet 31.9" x 26.5" x 18" = 0.324 cyd 1 cyd = 3 cabinets	10 Drawer Tool Chest 48.25" x 26.5" x 18" = 0.491 cyd 1 cyd = 2 chests
			
Couch 2.787 cyd	Loveseat 2.091 cyd	Chair 1.331 cyd	Recliner 1.49 cyd
			
Mattress	Coffee Table 50" x 28" x 19" = 0.70 cyd	End Table 28" x 23" x 24" = 0.33 cyd	Dining Room Table - 4 Person 47" x 29" x 29" = 0.30 cyd
Twin = 39" x 75" x 13.5" = 0.846 cyd Full = 54" x 75" x 13.5" = 1.172 cyd Queen = 60" x 80" x 13.5" = 1.388 cyd King = 76" x 80" x 13.5" = 1.757 cyd			
Dining Room Table - 6 Person 58" x 37" x 29" = 0.416 cyd	Chest - 5 Drawer 36" x 18" x 52" = 0.722 cyd	Dresser - 6 Drawer 68" x 20" x 36" = 1.048 cyd	Nightstand 30" x 18" x 27.5" = 0.318 cyd
			
Armoire 49" x 26" x 78" = 2.127 cyd	32" Television 27.1" x 34.0" x 21.4" = 0.42 cyd	32" Flat Screen Television 20.14" x 30.65" x 3.19" = 0.042 cyd	Washer - Top Load 42" x 27" x 25.5" = 0.62 cyd
			

MCS Cubic Yard Reference Chart

Washer - Front Load 38.68" x 27" x 29.75" = 0.663 cyd 	Dryer 42" x 27" x 28.25" = 0.687 cyd 	Dishwasher 34" x 24" x 25.75" = 0.449 cyd 	Fridge 67.5" x 32.87" x 31.75" = 1.51 cyd 
Range/Oven 46.13" x 29.88" x 26.38" = 0.78 cyd 	Microwave 12.25" x 20.5" x 17.75" = 0.095 cyd 	Window AC Unit 12.38" x 19.56" x 19.38" = 0.101 cyd 	AC Unit - 3 Ton 28" x 31.63" x 31.63" = 0.60 cyd 
Water Heater - Electric, 40 Gal 46.75" x 19.75" x 19.75" = 0.38 cyd 	Water Heater - Gas, 40 Gal 55.5" x 21.75" x 21.75" = 0.54 cyd 	Grill - Gas, 2 Burner 60" x 52" x 22.2" = 1.47 cyd 	Grill - Charcoal 38.5" x 20.5" x 25" = 0.42 cyd 
Garage Door - 1 Car 108" x 84" x 2" = 0.39 cyd 	Garage Door - 2 Car 192" x 84" x 2" = 0.69 cyd 	Door 80" x 32" x 1.75" = 0.10 cyd 	Brick 7.5" x 3.75" x 2.25" = 0.0015 cyd 1 cyd = 650 Bricks OR 1.275 Tons 

MCS Cubic Yard Reference Chart

Room Size and Depth of Debris												
Square Feet	1 Foot Deep	Cubic Yards	2 Feet Deep	Cubic Yards	3 Feet Deep	Cubic Yards	4 Feet Deep	Cubic Yards	5 Feet Deep	Cubic Yards	6 Feet Deep	Cubic Yards
100	1	3.70	2	7.41	3	11.11	4	14.81	5	18.52	6	22.22
150	1	5.56	2	11.11	3	16.67	4	22.22	5	27.78	6	33.33
200	1	7.41	2	14.81	3	22.22	4	29.63	5	37.04	6	44.44
250	1	9.26	2	18.52	3	27.78	4	37.04	5	46.30	6	55.56
300	1	11.11	2	22.22	3	33.33	4	44.44	5	55.56	6	66.67
350	1	12.96	2	25.93	3	38.89	4	51.85	5	64.81	6	77.78
400	1	14.81	2	29.63	3	44.44	4	59.26	5	74.07	6	88.89
450	1	16.67	2	33.33	3	50.00	4	66.67	5	83.33	6	100.00
500	1	18.52	2	37.04	3	55.56	4	74.07	5	92.59	6	111.11
550	1	20.37	2	40.74	3	61.11	4	81.48	5	101.85	6	122.22
600	1	22.22	2	44.44	3	66.67	4	88.89	5	111.11	6	133.33
650	1	24.07	2	48.15	3	72.22	4	96.30	5	120.37	6	144.44
700	1	25.93	2	51.85	3	77.78	4	103.70	5	129.63	6	155.56
750	1	27.78	2	55.56	3	83.33	4	111.11	5	138.89	6	166.67
800	1	29.63	2	59.26	3	88.89	4	118.52	5	148.15	6	177.78
850	1	31.48	2	62.96	3	94.44	4	125.93	5	157.41	6	188.89
900	1	33.33	2	66.67	3	100.00	4	133.33	5	166.67	6	200.00
950	1	35.19	2	70.37	3	105.56	4	140.74	5	175.93	6	211.11
1000	1	37.04	2	74.07	3	111.11	4	148.15	5	185.19	6	222.22
1200	1	44.44	2	88.89	3	133.33	4	177.78	5	222.22	6	266.67
1500	1	55.56	2	111.11	3	166.67	4	222.22	5	277.78	6	333.33
2000	1	74.07	2	148.15	3	222.22	4	296.30	5	370.37	6	444.44

Example of "Depth": 3 to 4 feet deep



Example of "Depth": 3 to 5 feet deep

